

Island hood
Flat'line 120cm

7660/15
Stainless steel

EAN 5414425076604

Energy label

Energy efficiency class (EEIhood)	B
Annual energy consumption (kWh/year) (AEChood)	91,9
Fluid Dynamic Efficiency class (FDEhood)	B
Lighting efficiency class (LEhood)	A
Grease filtering efficiency class (GFEhood)	D

General information

Motor integrated	•
Without motor, use remote motor inside, outdoor wall motor of flat roof motor	-
Kind of light	led (4x2W)
Dimmable light	•
With sound absorber	•
Recirculation	optional (Monoblock)

Dimensions (mm) (more detailed info can be found on the website)

Dimensions (WxD)	1200 x 700
Height cookerhood (Hmin - Hmax)(mm)	563 - 730
Height with recirculation (Hmin-Hmax)(mm)	679 - 860
Hmax extended chimney: Option a / Option b (mm) (optional)	1040 / 1350
Hmax extended chimney recirculation: Option a / Option b (mm)(optional)	1170 / 1480
Advice mounting height with electrical and ceramic hobs (Hmin-Hmax)(mm)	600 - 850
Advice mounting height with gas and induction hobs (Hmin-Hmax)(mm)	650 - 850
Diameter outlet (mm)	150

Functions

Operation	touch buttons
Number of speed	3 + power
Powerspeed automatically to lower speed (minutes)	6
Delayed self switching off (minutes)	10
InTouch function for induction hob	optional
Auto-Stop	•
Light indicator for grease filter cleaning	•
Light indicator for recirculation filter cleaning/ substitution	•

Airflow and noise level

Maximum flow (m3/h)	1080
Airflow (m3/h)(according to EN 61591)	
- Speed 1	348
- Speed 2	432
- Speed 3	611
- Powerspeed / speed 4	920
Pressure (Pa) on the highest speed (according to EN 61591)	423
Noise Level (dB(A) re 1 pW/ dB(A) re 20μPa) (according to EN 60704-2-13)	
- Speed 1	47 / 32
- Speed 2	51 / 36
- Speed 3	57 / 41
- Powerspeed / speed 4	65 / 51

Technical specifications

Number of grease filters	1
Total power (W)	293
The power consumption in off-mode in Watt (P0)	-
The power consumption in stand-by-mode in Watt (Ps)	0,3
Position exhaust	top
Weight cookerhood / motorunit (kg)	42



Island hood
Flat'line 120cm

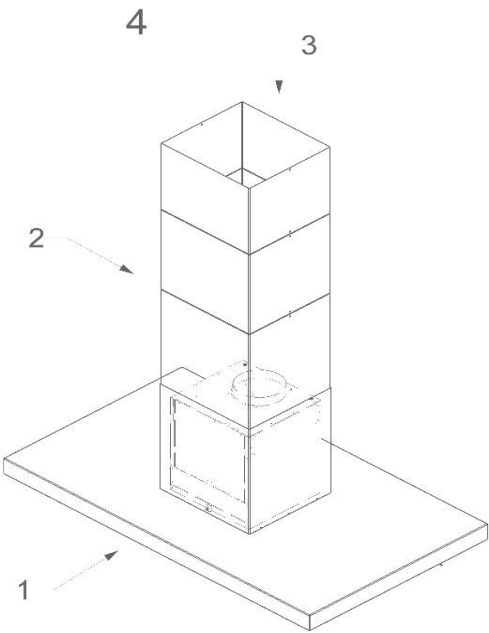
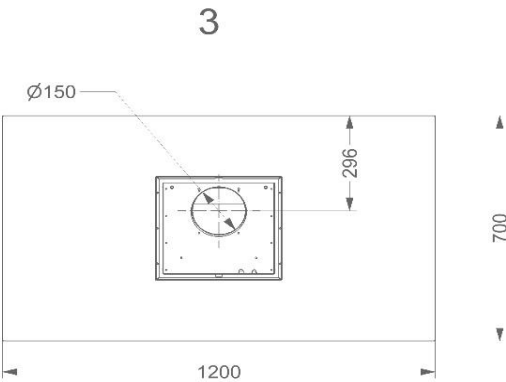
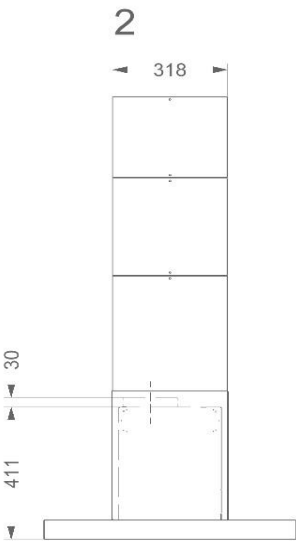
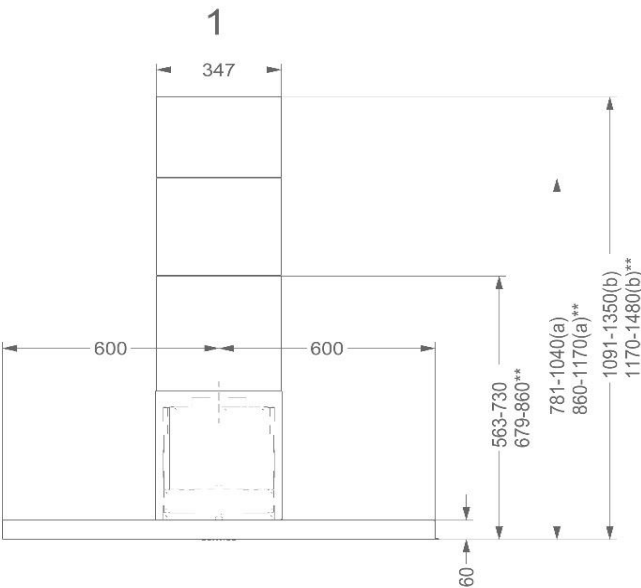
7660/15
Stainless steel

Accessories

Remote motor for inside use	-
Remote motor for outside on the wall	-
Flat roof motor	-
Chimney extension: Option a	7640100
Chimney extension: Option b	7640101
Recirculation kit	7640400
Kit for remote control (InTouch)	990026
Extended cable for seperated motor (5m)	-
Cabels extension Zen (4x3,5m)	-
Kit 4 x LED colour (natural white) 4000 K	906307

Island hood
Flat'line 120cm

7660/15
Stainless steel



Island hood
Flat'line 120cm

7660/15
Stainless steel

